



Snabbstart: AKKUTEK 2403-0

2014-09-16


Elektrisk anslutning och drifttagning




Anslut till elnätet
(230 V AC)



Anslut batteriet till batterian-
slutningarna på **AKKUTEK**



Anslut lasten till 24 V DC
utgången på **AKKUTEK**



Inkoppling ingångar / utgångar
(temp. sensor, avstängning,
nätverk ok, batt ok)



Anslut matningen. Batteriet är OK och
laddas. Lysdioderna "Power OK" och "Batt
OK" lyser.

Shutdown-Software



TECCentral-Software automatiserar avstängning i händelse av strömavbrott och kontrollerad omstart av systemet då strömmen är tillbaka. Okontrollerade processtopp undviks. Fråga efter mer information.

Egenskaper


- Batteriladdare med I / U laddningskarakteristik
- Mikroprocessorstyrd batteri övervakning
- Temperatursynkronisering av laddningsspänningen med extern sensor-modul
- Kräver mindre kablage tack vare integrerat nätaggregat
- Kompakt kapsling

Varning! Beakta säkerhetsanvisningarna i installationsanvisningen.
Installation ska endast utföras av elektriker.
Denna snabbstartsguide är endast ett stöd.


Tel. 08-449 80 80
Fax. 08-449 80 89
www.elrond.se
info@elrond.se

Quickstart: AKKUTEC 2403-0 + NBBH 2401


Electrical Connection and Start-up




Connect the **AKKUTEC** to the mains (230 V AC)



Connect the battery to the battery connector of the **AKKUTEC**



Connect the load to the buffered 24 V DC output to the **AKKUTEC**



Wiring of the inputs/outputs (Temperature sensor, Shut-down, Mains ok, Batt ok)



Switch on the power supply. The battery is fine and the charging process starts. The LEDs „Netz OK“ and „Batt OK“ illuminate

Shutdown-Software



The **TECControl**-Software automates the system-shutdown at power failure and the controlled system-restart after power recovery.

Please ask for further information!

Characteristics

- Battery charger with I/U-charging characteristics
- Microcontroller-based battery management
- Temperature adapter of the charging voltage by external sensor module
- Low wiring due to integrated power supply
- Compact housing

ATTENTION! The safety notes of the operating instructions have to be regarded. Installation and wiring work may only be carried out by electricians. The sheet „Quickstart“ is only a support.

Tel 08-449 80 80
Fax 08-449 80 89
www.elrond.se
info@elrond.se